



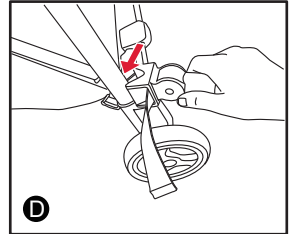
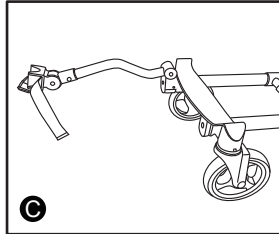
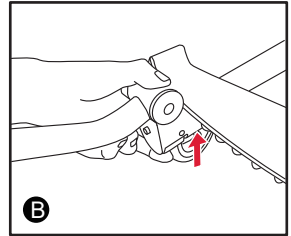
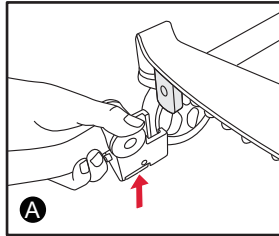
#363 STROLLER CONNECTOR INSTRUCTION

Scan the QR code to register your product
<https://dreamonme.com/customercare/registration/>

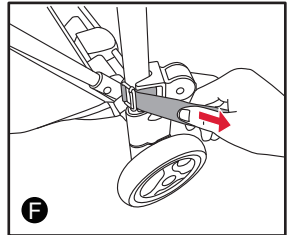
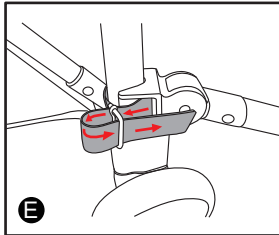


The connector can be used for most compact baby strollers.

(1) Press the quick release button on the connector to connect it to the rider as shown in figure A/B/C. To detach the connector, press the quick release button to remove it.


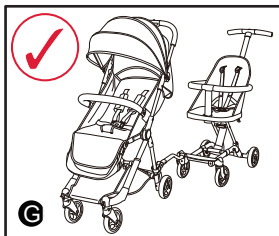


(2) To attach the connector to rear leg of your baby stroller, use the strap located on the other end of the connector. Make sure that the strap is tight enough to velcro it as shown in figures D/E/F.



ATTENTION:

When using the connector on the left rear leg of your baby stroller, connect it to the right front leg of your Coast Rider, and vice versa. Refer to Figures G/H.





1532, S. Washington Avenue
Piscataway, NJ 08854
E-mail: info@dreamonme.com

www.dreamonme.com

Follow us on



[@dreamonmeinc](https://www.facebook.com/dreamonmeinc)



[@dreamonmeinc](https://www.instagram.com/dreamonmeinc)

to get your nursery featured on our social media.

Enter our monthly giveaway!

Simply scan the QRcode to register.



Chat with us!

For any questions or concerns or feedback.



DOM
FAMILY



slumber baby

sweetpea baby

évolur
evolving with your baby