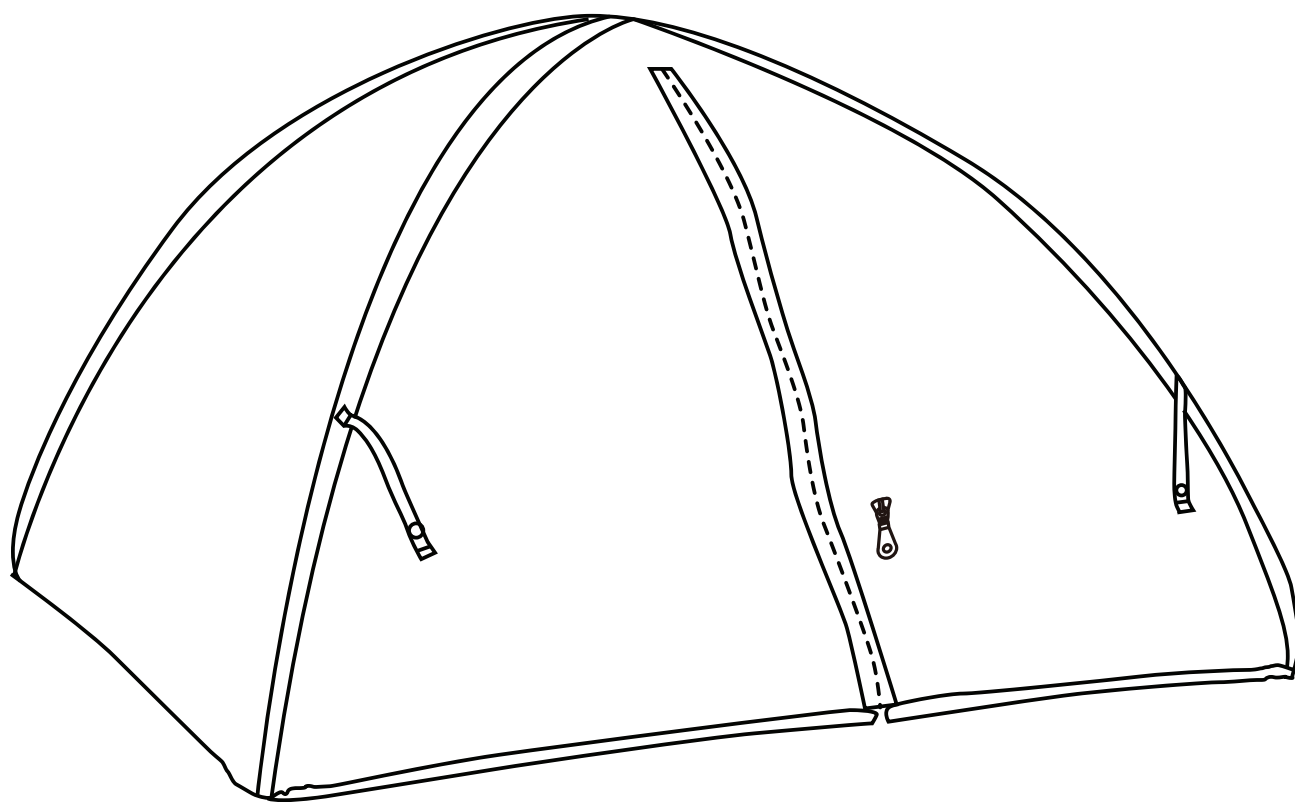


PLAYARD CANOPY

Canopée du Parc de Jeux

Owner's Manual / Le manuel du propriétaire



Scan the QR code to register your product

<https://dreamonme.com/customer-care/registration/>

Read all instructions before
assembling and using product.
IMPORTANT - Keep Instructions
for future use.



112921R1-4433

WARNINGS

Failure to follow these warnings and instructions could result in serious injury or death. Please read the instruction manual before setting up this product. If you misplace this instruction manual, do not use this product.

Contact Dream On Me for a replacement instruction manual.

1. The play yard, including all rails, must be fully erect prior to use.
2. Make sure that all latches and buckles are secured and buckled.
3. Discontinue use of the product when the child is able to climb out or reaches the height of 35 inches.
4. Children can become entrapped and die when improvised netting or covers are placed on top of the product. Never add such items to confine any child in the product.
5. When your child is able to pull to a standing position, remove any objects such as large toys from the play yard that could serve as steps for climbing out.
6. Always provide the necessary supervision for the safety of your child.
7. Never leave child unattended.
8. Never use this product if there are any loose or missing fasteners, loose joints, broken parts, or torn mesh/fabric. Check product before assembly, check periodically, and check during use. Never substitute parts. Contact Dream On Me for replacement parts.
9. Never use a water mattress with this product.
10. This product is only for playing. Do not use for sleeping.

SUFFOCATION HAZARD

Infants have suffocated:

1. In gaps between an extra pad and side of the play yard.
2. In gaps between a mattress too small or thick and product sides.
3. On soft bedding, Never add a mattress, pillow, or padding.
4. Never use a plastic shipping bag or other plastic film as mattress covers. They can cause suffocation.

WARNINGS (cont.)

STRANGULATION HAZARD:

1. Strings and cords can cause strangulation! Keep strings and cords away from children.
2. NEVER place products near a window where cords from blinds or drapes can strangle a child.
3. NEVER hang strings on or over play yard.
4. NEVER place items with a string around child's neck, such as hood strings, pacifier cords, etc.
5. NEVER attach strings to toys.
6. To avoid danger or suffocation, keep the carry bag away from babies and children.

PLAY YARD SETUP:

1. Keep fingers clear of folding mechanism during folding and unfolding.
2. Keep all children away from the play yard during assembly.
3. Always set up play yard on a flat, level surface. Check floor/ground surface underneath the play yard floor to ensure that it is clear of any objects that may injure your child. Insure that the surface is suitable for your child to play on.

FOLDING THE PLAY YARD:

1. Unbuckle all latches.
2. Push down the two red buttons on the locking mechanisms along the frame and pull down until it is completely closed.

THANK YOU...

.... for choosing **Dream On Me** and congratulations on joining our family;
a family that has been transforming lives for 30 years!

We appreciate your feedback and wish you the very best in the coming years with your new addition. If you have any questions or concerns please don't hesitate to reach out to us. One of our trusted Customer Care representatives will be happy to assist you.

Thank you again for entrusting us to supply you with safe
and affordable baby products and accessories.

Using the Canopy

Utilisation de la canopée

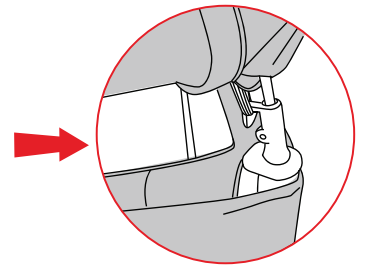
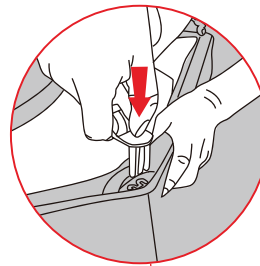
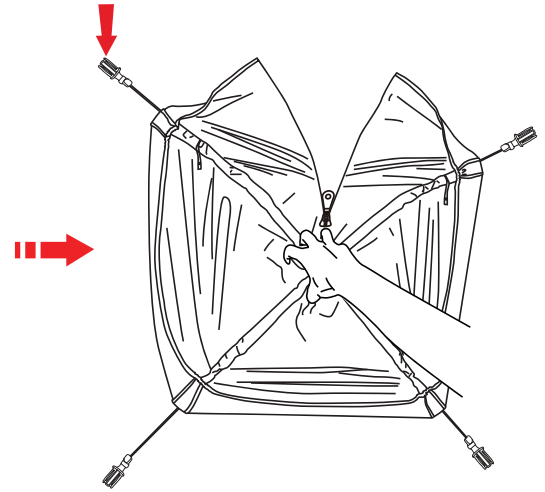
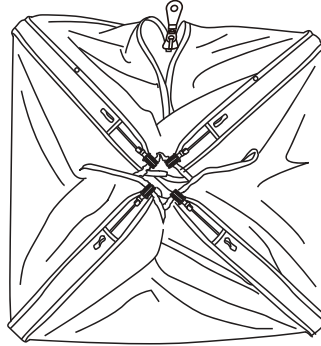
Canopy arm
Bras d'avent

1. With one arm, hold the canopy in the center. hold it vertically and fold out each arm of the canopy (4 total).

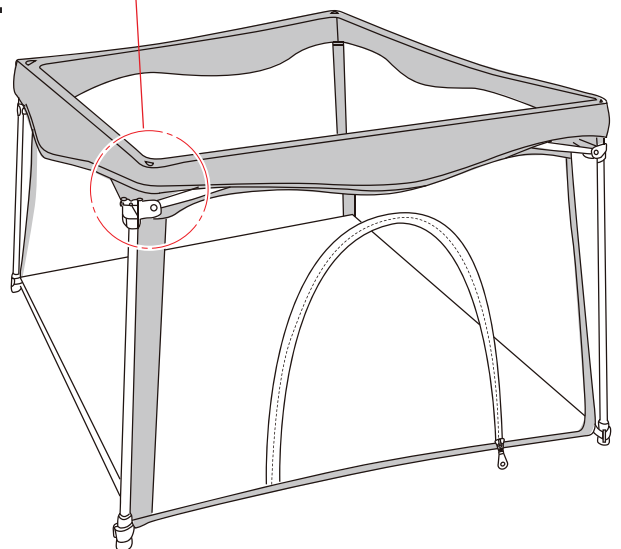
2. Insert each end of the canopy arms into the holes on each corner of the playard.

3. Next, cover the sides of the playard with the excess fabric from the canopy.

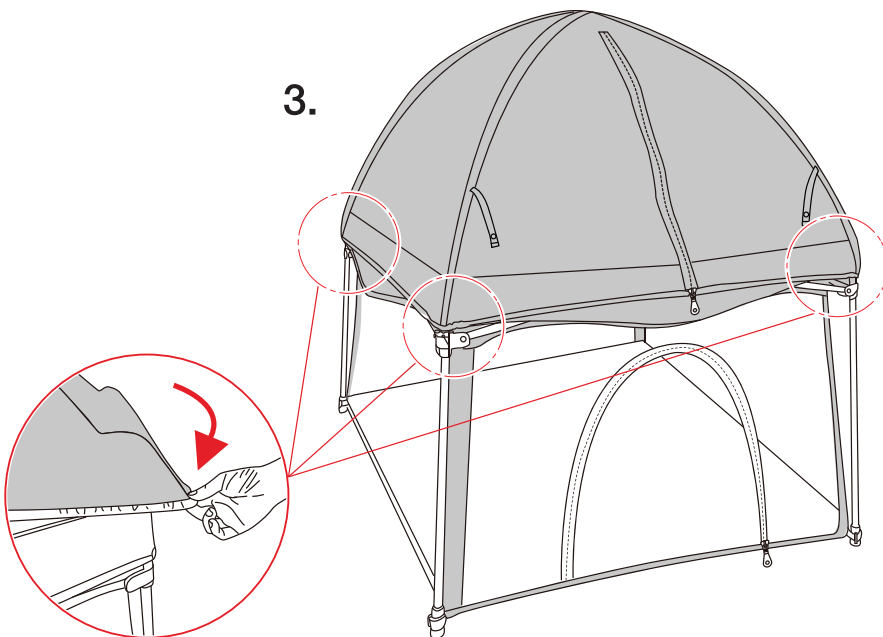
1.



2.



3.





1532 S. Washington Avenue
Piscataway, NJ 08854
E-mail: info@dreamonme.com

www.dreamonme.com

Follow Us @dreamonmeinc
to get your nursery featured on our social media.

Suivez-nous @dreamonmeinc.com
pour que votre chambre de bébé soit
présentée sur nos réseaux sociaux.



Enter our monthly giveaway!
Scan the QRcode to register.

Participez à notre concours mensuel!
Scannez le QRcode pour vous inscrire.



Chat with us!
Scan the QRcode to Live Chat.

Discutez avec nous!
Scannez le QRcode pour Live Chat.

