

DOM
FAMILY
INSTRUCTIONS
ITEM NO.: #399

Thank you for choosing Dream On Me and congratulations on joining The DOM Family, a family that has been transforming lives for 30 years! We appreciate your feedback and wish you the very best in the coming years with your new addition. If you have any questions or concerns please don't hesitate to reach out and a trusted DOM representative will assist you. Thank you again for entrusting us to supply you with the safest, functional and affordable baby products and accessories. Feel free to follow us on Facebook and Instagram for further opportunities and offers.

FEATURES


- Baby playpen is assembled with the special plug in connector.
- You can assemble the playpen shape as you like.
- Fun toys on the game panel.

PARTS LIST

Please check to make sure that all of the following parts listed are included in the box when opened. If there are any missing parts, please contact Dream On Me before using the product.



Game panel X1



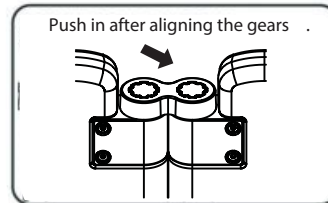

Door panel X1



Small panel X12

Dimensions of each panel: Game/Door - 30" x 1.25" x 26", Small Panel - 15" x 1.25" x 26"

ASSEMBLE WAY



NOTICE There are four angles of the playpen connector: 180°, 150°, 120°, 90°.

NOTICE Watch your fingers when assembling the playpen

Press the button to right to open the door.



Locking position




Unlocking position

Comes with toys on the Game panel to keep your child entertained.


Comes with a rubber base at the bottom for steadiness. Please ensure that the rubber stoppers are attached properly.

Game panel+door panel+small panels
(you can assemble the shape of the playpen as you like)




Opening size:
Square – 59" x 62.5" x 26"

Opening size:
Rectangle – 73.5" x 47" x 26"



Opening size:
Oval – 93" x 47" x 26"

Opening size:
Hexagon – 73.5" x 73.5" x 26"



Opening size:
Circular – 90.5" x 26"

Weight – 35 lbs

Follow us on



Scan the QR code to register your product
<https://dreamonme.com/customercare/registration/>



! WARNING

Children have died or been seriously injured when gates are not securely installed.

- ALWAYS install and use gate as directed, using all the required parts.
- NEVER use the gate to keep child away from pool.
- Use only with locking mechanisms securely engaged.
- STOP using when child can climb over or dislodge the gate.
- Install with the side with lock button of door panel AWAY from child.
- To prevent falls, NEVER use at top of stairs, or in middle of stairs. ALWAYS use the product on flat floor.

Care & Maintenance

1. Regular care and maintenance contribute to the safety and longevity of your product. Environmental influences and outdoor storage could cause corrosion. Therefore, always store your baby playpen indoors. Do not keep the product in a damp, cold, or hot place.
2. We recommend regular maintenance of the frame. Use a damp cloth and mild detergent to wipe away the dirt. Do not use abrasives or solvents.
3. Never force any folding or adjustable parts.
4. Ensure that all panels are correctly engaged before use.
5. Regularly check unit to ensure that no parts are loose or broken.
6. Use only spare parts which are supplied by the manufacturer. The use of non original spare parts can compromise the product safety.
7. Do not use the product if components are not assembled and fitted properly.
8. The product must always be positioned on flat surfaces. Do not use it on sloping surfaces.
9. Keep away from fires.
10. Do not move the product while the baby is sitting in it.

Dream On Me Inc.
1532 South Washington Ave ,Piscataway TWP, NJ 08854
Email: info@dreamonme.com www.dreamonme.com
MADE IN CHINA



1532, S. Washington Avenue
Piscataway, NJ 08854
E-mail: info@dreamonme.com

www.dreamonme.com

Follow us on



@dreamonmeinc



@dreamonmeinc

to get your nursery featured on our social media.

Enter our monthly giveaway!

Simply scan the QRcode to register.



Chat with us!

For any questions or concerns or feedback.

