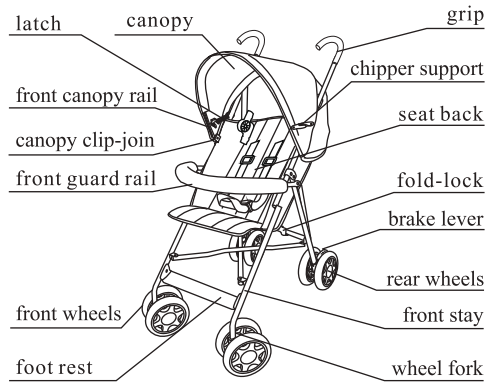


# Umbrella stroller illustration



## Dream On Me Inc.

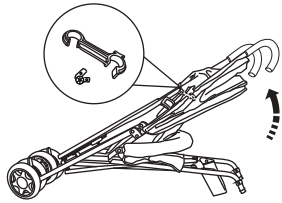
125 Helen Street  
S.Plainfield NJ07080

Tel: 908-791-0555

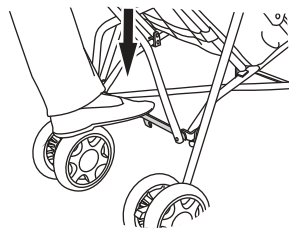
Fax:908-791-1809

www.dreamonme.com

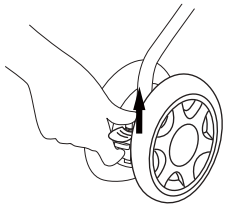
### Model # 452



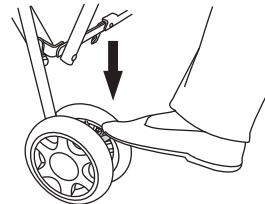
1. Release the red hook , hold the handle and pull upwards.



2. Step on and lock the supporting.



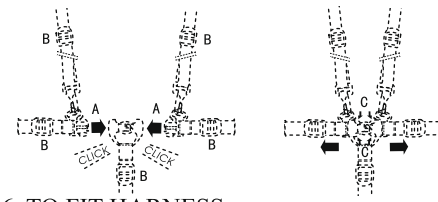
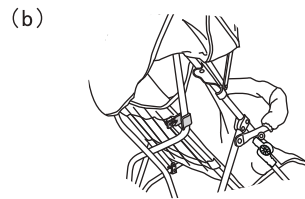
3. Pull the directional panel and turn the front wheel directional or turn it in all direction.



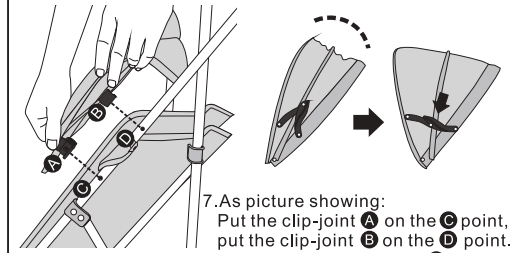
4. Step on the brake of the back wheels and lock the stroller.



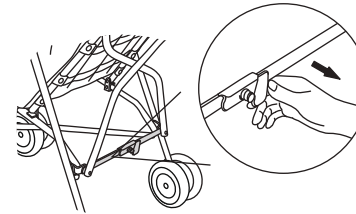
5. (a) Sitting status : fold the adjusted hook of both side on the handle bar.  
(b) lying status : fold the adjusted hook of both side on the back bar.



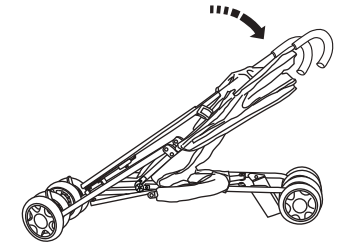
6. TO FIT HARNESS :  
A Insert both fasteners securely into clasp.  
B Adjust strap lengths by sliding buckles.  
Belt and harness should be snug.  
TO RELEASE HARNESS:  
C Squeeze fastener prongs and pull apart.



7. As picture showing:  
Put the clip-joint **A** on the **C** point,  
put the clip-joint **B** on the **D** point.  
Then press the clip-joint **A** ,  
make the hole into the nut **C** ,  
press the clip-joint **B** ,  
make the nipple into the hole **D** .



8. Adjust the stroller to the sitting status, turn over the canopy downwards .  
Release the locked supporting.



9. Draw up the handle bar , it can be foldable and fold the red hook.

**! WARNING** : Never leave child unattended, always keep child in view when in use.

**! WARNING**: Avoid serious injury from falling or sliding out. Always use seat belt.

- The parcels or accessory items, or both, placed on the unit may cause the unit to become unstable.
- The excessive weight may cause a hazardous unstable condition to exist.
- The maximum weight 33 pound.
- The maximum weight 5 pound of the storage basket.
- The maximum weight 2 pound of the canopy basket.
- Do not use stroller near open fire, exposed flame or heaters.
- Do not use stroller if any screws, nuts or bolts are missing or any compartment is damaged.
- Do not wash, if get the urine stain, blood stain, ink stain... on the stroller, pls clear it by detergent.

# **WARNING**

- 1. Stroller is suitable for children 6 months to 36 months. Stroller is not suitable for children under 6 months.**
- 2. Ensure that all the locking devices are engaged before use. Check that the stroller or seat attachment devices are correctly engaged before use.**
- 3. Avoid serious injury from falling or sliding out. Always use seat belt .After fastening buckles, adjust belts to get a snug fit around your child.**
- 4. Stroller is for one baby only.**
- 5. Open stroller away from the child before use.**
- 6. Do not use the stroller when the road is not smooth. Do not keep stroller near the stove or other similar dangerous places.**
- 7. Never leave the child unattended while in the stroller. Do not allow the baby to crawl out under or over the bar or stand in the stroller.**
- 8. Do not lift the stroller with the baby inside.**
- 9. The backrest should be adjusted by the adult.**
- 10. Any accessories which are not approved by the manufacturer shall not be used.To prevent a hazardous, unstable condition, never place purses,shopping bags,parcels or accessory items on the handle or canopy.**
- 11. This product is not suitable for running or skating.**
- 12. Always use the crotch strap in combination with the waist belt.**
- 13. Follow the instructions on the seat pad to wash the seat pad.**
- 14. Use of the stroller with a child weight more than 33lb(15kg) could be unsafe.**
- 15. To prevent a hazaedous, unstable condition, do not place more than 11bs(5kg) in the storage basket. do not place more than 1.8bs(0.8kg) in canopy pocket(if the product you buy has the pocket on canopy).**

## **CLEANING & MAINTENANCE**

### **AVOID SERIOUS INJURY; PLEASE DO A ROUTINE MAINTAINANCE INSPECTION.**

- 1. Never force any folding or adjustable parts.**
- 2. Ensure that all the devices are correctly engaged before use.**
- 3. Regularly lubricate all moving parts with silicon spray only.**
- 4. To clean plastic or cloth surface, use lukewarm water with mild detergent only. To clean metal surface, wipe clean with soft, damp cloth. Do not use abrasives or solvents.**
- 5. Do not keep the stroller in the damp, cold or hot place.**
- 6. Check the folding lock when not using. Please do not leave your stroller outside unprotected.**
- 7. Regularly check unit to ensure no parts are loose or broken.**