

**⚠ WARNING AVOID OTHER HAZARDS**

Before use, remove and dispose of any plastic bags and keep them out of reach of children to avoid the danger of suffocation. Failure to follow these warnings and instructions could lead to injury or death. This product requires adult assembly.

- Keep play yard away from stoves, heaters, fireplaces, and other hazards which can cause injury to your child.
- To reduce the risk of SIDS (Sudden Infant Death Syndrome), pediatricians recommend healthy infants be placed on their back to sleep unless otherwise advised by a physician.
- DO NOT place more than one child in product.
- DO NOT use in motor vehicle. Child can be seriously injured during an accident or sudden stop.
- DO NOT move or fold play yard with child in it, child could get injured.
- Always provide the supervision necessary for the continued safety of your child.
- When used for playing, never leave child unattended.



**3-in-1 Bassinet/Playard**



**ITEM NO.: #390**

Dream On Me Inc.  
1532 S Washington Ave, Piscataway TWP, NJ 08854  
TEL: 732-752-7220 FAX: 732-752-7221  
MADE IN LU AN, CHINA

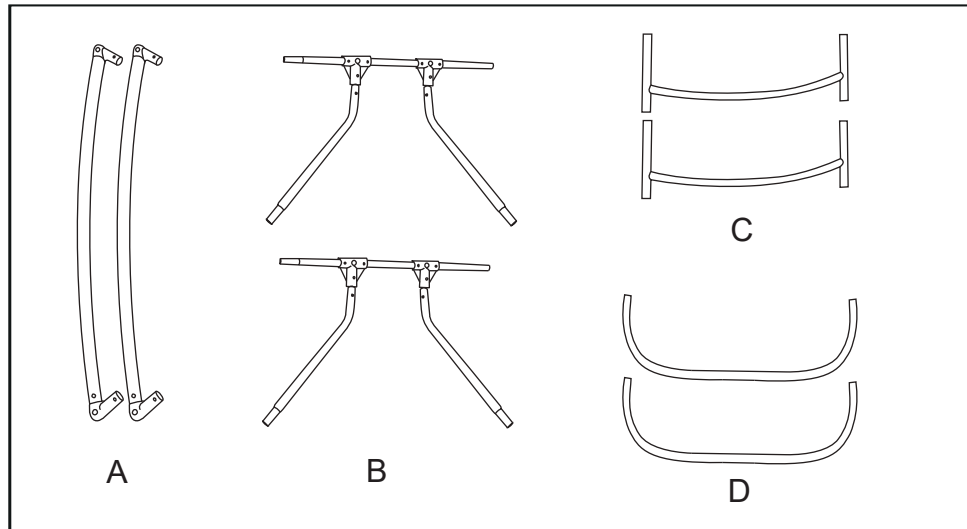
**⚠ WARNING:**

Read all instructions BEFORE assembly and USE of product.  
KEEP INSTRUCTIONS FOR FUTURE USE.

Thank you for choosing Dream On Me and congratulations on joining The DOM Family, a family that has been transforming lives for 30 years! We appreciate your feedback and wish you the very best in the coming years with your new addition. If you have any questions or concerns please don't hesitate to reach out and a trusted DOM representative will assist you. Thank you again for entrusting us to supply you with the safest, functional and affordable baby products and accessories. Feel free to follow us on Facebook and Instagram for further opportunities and offers.

## PARTS

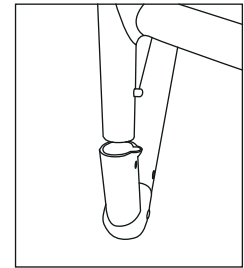
Please check to make sure that all of the following parts listed are included in the box when opened. If there are any missing parts, please contact Dream On Me before using the product.



## Assembly: Bassinet mode

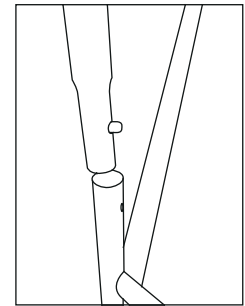
### STEP 1

Connect the lower frame tubes (C) to the rocking tubes (A).



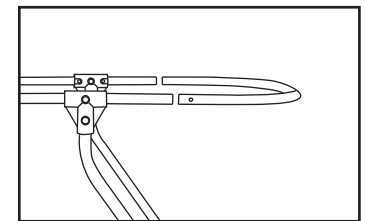
### STEP 2

Connect the upper frame tubes (B) to the lower frame tubes (C).



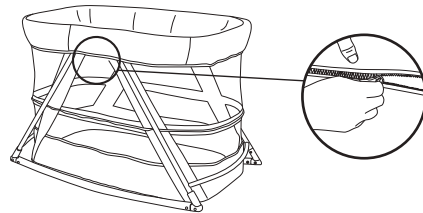
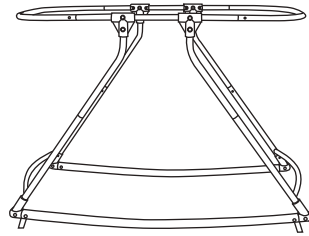
### STEP 3

Connect the cradle frame tubes (D) to the upper frame tubes (B).



## STEP 4

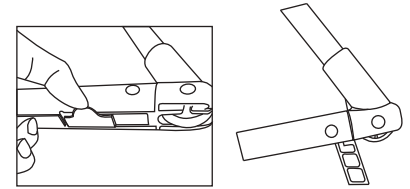
Place the fabric around the upper frame and use the zipper to secure it on. This is the bassinet function, where the mattress pad can be placed for sleeping.



## Assembly: Playard mode

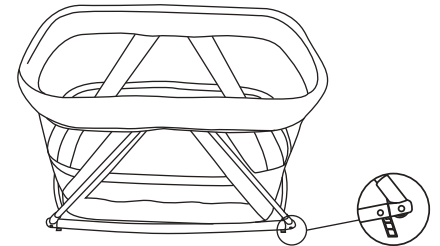
### STEP 1

To convert to playard mode, open up the small legs under the rocking tubes to lock them in place so that the playard can be used without it rocking.



### STEP 2

Open the zipper under mattress pad base to open up the rest of the fabric to convert into playard mode. Strap the fabric onto the rocking tubes (A) to secure it on.



# BASSINET

## WARNING:

Failure to follow these warnings and the instructions could result in serious injury or death.

**FALL HAZARD** - To help prevent falls, do not use this product when the Infant begins to push up on hands and knees or has reached 25lbs weight or up to 3 months, whichever comes first.

## WARNING:

# SUFFOCATION HAZARD! Infants have suffocated:

- In gaps between an extra padding and side of the bassinet / cradle
- On soft bedding.

Use **ONLY** the mattress pad provided by Dream On Me.  
**NEVER** add a pillow, comforter, or another mattress for padding.

To reduce the risk of SIDS, pediatricians recommend healthy infants be placed on their backs to sleep, unless otherwise advised by your physician.

If a sheet is used with the pad, use only the one provided by Dream On Me to fit the dimension of the bassinet mattress.

## WARNING:

Strings can cause strangulation! Do not place items with a string around a child's neck, such as hood strings or pacifier cords. Do not suspend strings over a bassinet or cradle or attach strings to toys.

## Maintenance & cleaning:

**Please check and maintain the bassinet regularly. An adult must check the bassinet to make sure that it is safe at all times.**

**Please use a soft cloth or sponge to clean the bassinet. Do not use alkaline or acidic cleaning products to wash the bassinet to avoid any water damage to the metal frame or hardware.**

**Do not use or keep the bassinet in a wet, cold, or high temperature environment for a long time. Please use a brush or other cleaning tools to clean the stains on the mattress pad.**

# PLAYARD



## WARNING

Failure to follow these warnings and the instructions could result in serious injury or death

### PLEASE READ THESE INSTRUCTIONS CAREFULLY TO ENSURE THE SAFETY OF YOUR CHILD

Always provide the supervision necessary for the continued safety of your child. When used for playing, NEVER leave child unattended.

#### • **WARNING--NEVER LEAVE IN PRODUCT WITH SIDES DOWN**

Infant may roll into sides between pad and loose mesh side causing suffocation.

- Stop using this product when your child reaches 35 inches (89cm) in height, weighs more than 25lbs, or is able to climb out.
- NEVER leave child in product without the walls fully erect. Baby may roll into the sides between the mattress pad and loose mesh sides causing suffocation.
- Never use this product if there are any loose or missing fasteners, loose joint, broken parts or torn mesh/fabric. Check before assembly and periodically during use. Contact Dream On Me for replacement parts and instructions if needed.
- Never substitute parts. Although Dream On Me DOES NOT RECOMMEND refinishing this product, if you choose to refinish, use a non-toxic finish specified for children products.
- Child can become trapped and suffocate when improvised netting or covers are placed on top of play yard. Never add such items to confine child in play yard. Failure to follow these warnings and instructions could lead to injury or death.
- To prevent suffocation from entrapment, use ONLY mattress pad provided by Dream On Me. NEVER use additional mattress or padding.

### AVOID SUFFOCATION HAZARDS

- Baby can suffocate in gaps between a mattress too small or too thick and product sides and on soft bedding.
- NEVER add a mattress, pillow, comforter, or padding to product.
- If a sheet is used, only use a fitted sheet that tucks at least 5cm under the floor pad on all sides to avoid entanglement.
- Never leave child in product with any side lowered. Be sure all sides are raised and locked into position whenever a child is in the product.
- Never use plastic shipping bags or other plastic film as mattress covers not sold and intended for that purpose. They can cause suffocation.
- Never use a water mattress with this product.

### AVOID STRANGULATION HAZARDS

- Strings can cause strangulation! Never place items with a string around a child's neck such as hood strings or pacifier cords.
- Never suspend strings over product or attach strings to toys.
- When child is able to pull to standing position, remove large toys, and other objects that could serve as steps for climbing out.
- Never suspend strings into the play yard.
- Child in play yard must be under supervision at all times.
- Never place the play yard near a window where cords from blinds or drapes can strangle a child.